

UN Manual of Tests and Criteria, Sixth Revised Edition

Sub-Section 38.3

38.3 Lithium metal and lithium ion batteries

38.3.1 Purpose

This section presents the procedures to be followed for the classification of lithium metal and lithium ion cells and batteries (see UN Nos. 3090, 3091, 3480 and 3481, and the applicable special provisions of Chapter 3.3 of the Model Regulations).

38.3.2 Scope

38.3.2.1 All cell types shall be subjected to tests T.1 to T.6 and T.8. All non-rechargeable battery types, including those composed of previously tested cells, shall be subjected to tests T.1 to T.5. All rechargeable battery types, including those composed of previously tested cells, shall be subjected to tests T.1 to T.5 and T.7. In addition, rechargeable single cell batteries with overcharge protection shall be subjected to test T.7. A component cell that is not transported separately from the battery it is part of needs only to be tested according to tests T.6 and T.8. A component cell that is transported separately from the battery shall be subjected to tests T.1 to T.6 and T.8.

38.3.2.2 Lithium metal and lithium ion cells and batteries shall be subjected to the tests, as required by special provisions 188 and 230 of Chapter 3.3 of the Model Regulations prior to the transport of a particular cell or battery type. Cells or batteries which differ from a tested type by:

- (a) For primary cells and batteries, a change of more than 0.1g or 20% by mass, whichever is greater, to the cathode, to the anode, or to the electrolyte;
- (b) For rechargeable cells and batteries, a change in nominal energy in Watt-hours of more than 20% or an increase in nominal voltage of more than 20%; or
- (c) A change that would lead to failure of any of the tests,

shall be considered a new type and shall be subjected to the required tests.

NOTE: *The type of change that might be considered to differ from a tested type, such that it might lead to failure of any of the test results, may include, but is not limited to:*

- (a) *A change in the material of the anode, the cathode, the separator or the electrolyte;*
- (b) *A change of protective devices, including hardware and software;*

- (c) *A change of safety design in cells or batteries, such as a venting valve;*
- (d) *A change in the number of component cells;*
- (e) *A change in connecting mode of component cells; and*
- (f) *For batteries which are to be tested according to T.4 with a peak acceleration less than $1/50 g_n$, a change in the mass which could adversely impact the result of the T.4 test and lead to a failure.*

In the event that a cell or battery type does not meet one or more of the test requirements, steps shall be taken to correct the deficiency or deficiencies that caused the failure before such cell or battery type is retested.

38.3.2.3 For the purposes of classification, the following definitions apply:

Aggregate lithium content means the sum of the grams of lithium content contained by the cells comprising a battery.

Battery means two or more cells or batteries which are electrically connected together and fitted with devices necessary for use, for example, case, terminals, marking or protective devices. Units which have two or more cells that are commonly referred to as “battery packs”, “modules” or “battery assemblies” having the primary function of providing a source of power to another piece of equipment are for the purposes of the Model Regulations and this Manual treated as batteries. See definitions for “cell” and “single cell battery”.

Button cell or battery means a round small cell or battery when the overall height is less than the diameter.

Cell means a single encased electrochemical unit (one positive and one negative electrode) which exhibits a voltage differential across its two terminals, and may contain protective devices. See definitions for battery and single cell battery.

Component cell means a cell contained in a battery. A component cell is not to be considered a single cell battery.

Cycle means one sequence of fully charging and fully discharging a rechargeable cell or battery.

Disassembly means a vent or rupture where solid matter from any part of a cell or battery penetrates a wire mesh screen (annealed aluminium wire with a diameter of 0.25 mm and grid density of 6 to 7 wires per cm) placed 25 cm away from the cell or battery.

Effluent means a liquid or gas released when a cell or battery vents or leaks.

Fire means that flames are emitted from the test cell or battery.

First cycle means the initial cycle following completion of all manufacturing processes.

Fully charged means a rechargeable cell or battery which has been electrically charged to its design rated capacity.

Fully discharged means either:

a primary cell or battery which has been electrically discharged to remove 100% of its rated capacity; or

a rechargeable cell or battery which has been electrically discharged to its endpoint voltage as specified by the manufacturer.

Large battery means a lithium metal battery or lithium ion battery with a gross mass of more than 12 kg.

Large cell means a cell with a gross mass of more than 500 g.

Leakage means the visible escape of electrolyte or other material from a cell or battery or the loss of material (except battery casing, handling devices or labels) from a cell or battery such that the loss of mass exceeds the values in Table 38.3.1.

Lithium content is applied to lithium metal and lithium alloy cells and batteries, and for a cell means the mass of lithium in the anode of a lithium metal or lithium alloy cell, which for a primary cell is measured when the cell is in an undischarged state and for a rechargeable cell is measured when the cell is fully charged. The lithium content of a battery equals the sum of the grams of lithium content contained in the component cells of the battery.

Lithium ion cell or battery means a rechargeable electrochemical cell or battery in which the positive and negative electrodes are both intercalation compounds (intercalated lithium exists in an ionic or quasi-atomic form with the lattice of the electrode material) constructed with no metallic lithium in either electrode. A lithium polymer cell or battery that uses lithium ion chemistries, as described herein, is regulated as a lithium ion cell or battery.

Mass loss means a loss of mass that exceeds the values in Table 38.3.1 below.

Table 38.3.1: Mass loss limit

Mass <i>M</i> of cell or battery	Mass loss limit
$M < 1 \text{ g}$	0.5%
$1 \text{ g} \leq M \leq 75 \text{ g}$	0.2%
$M > 75 \text{ g}$	0.1%

NOTE: In order to quantify the mass loss, the following procedure is provided:

$$\text{Mass loss (\%)} = \frac{(M_1 - M_2)}{M_1} \times 100$$

where M_1 is the mass before the test and M_2 is the mass after the test. When mass loss does not exceed the values in Table 38.3.1, it shall be considered as "no mass loss".

Nominal energy or Watt-hour rating, expressed in watt-hours, means the energy value of a cell or battery determined under specified conditions and declared by the manufacturer. The nominal energy is calculated by multiplying nominal voltage by rated capacity expressed in ampere-hours.

Nominal voltage means the approximate value of the voltage used to designate or identify a cell or battery.

Open circuit voltage means the voltage across the terminals of a cell or battery when no external current is flowing.

Primary cell or battery means a cell or battery which is not designed to be electrically charged or recharged.

Prismatic cell or battery means a cell or battery whose ends are similar, equal and parallel rectilinear figures, and whose sides are parallelograms.

Protective devices means devices such as fuses, diodes and current limiters which interrupt the current flow, block the current flow in one direction or limit the current flow in an electrical circuit.

Rated capacity means the capacity, in ampere-hours or milliampere-hours, of a cell or battery as measured by subjecting it to a load, temperature and voltage cut-off point specified by the manufacturer.

NOTE: *The following IEC standards provide guidance and methodology for determining the rated capacity:*

(1) *IEC 61960 (First Edition 2003-12): Secondary cells and batteries containing alkaline or other non-acid electrolytes - Secondary lithium cells and batteries for portable applications;*

(2) *IEC 62133 (First Edition 2002-10): Secondary cells and batteries containing alkaline or other non-acid electrolytes - Safety requirements for portable sealed secondary cells, and for batteries made from them, for use in portable applications;*

(3) *IEC 62660-1 (First Edition 2011-01): Secondary lithium-ion cells for the propulsion of electric road vehicles – Part 1: Performance testing.*

Rechargeable cell or battery means a cell or battery which is designed to be electrically recharged.

Rupture means the mechanical failure of a cell container or battery case induced by an internal or external cause, resulting in exposure or spillage but not ejection of solid materials.

Short circuit means a direct connection between positive and negative terminals of a cell or battery that provides a virtual zero resistance path for current flow.

Single cell battery means a cell externally fitted with devices necessary for use in equipment or another battery which it is designed to power, for example protective devices. See definitions for cell and battery.

NOTE: *A single cell battery is considered a "cell" and shall be tested according to the testing requirements for "cells" for the purposes of the Model Regulations and this Manual.*

Small battery means a lithium metal battery or lithium ion battery with a gross mass of not more than 12 kg.

Small cell means a cell with a gross mass of not more than 500 g.

Type means a particular electrochemical system and physical design of cells or batteries.

Undischarged means a primary cell or battery that has not been wholly or partly discharged.

Venting means the release of excessive internal pressure from a cell or battery in a manner intended by design to preclude rupture or disassembly.

Watt-hour rating, see *Nominal energy*.

38.3.3 When a cell or battery type is to be tested under this sub-section, the number and condition of cells and batteries of each type to be tested are as follows:

- (a) When testing primary cells and batteries under tests T.1 to T.5 the following shall be tested in the quantity indicated:
 - (i) ten cells in undischarged states;
 - (ii) ten cells in fully discharged states;
 - (iii) four small batteries in undischarged states;
 - (iv) four small batteries in fully discharged states;
 - (v) four large batteries in undischarged states; and
 - (vi) four large batteries in fully discharged states.
- (b) When testing rechargeable cells and batteries under tests T.1 to T.5 the following shall be tested in the quantity indicated:
 - (i) ten cells at first cycle, in fully charged states;
 - (ii) four small batteries at first cycle, in fully charged states;

- (iii) four small batteries after 50 cycles ending in fully charged states;
 - (iv) two large batteries at first cycle, in fully charged states; and
 - (v) two large batteries after 25 cycles ending in fully charged states.
- (c) When testing primary and rechargeable cells under test T.6, the following shall be tested in the quantity indicated:
- (i) for primary cells, five cells in undischarged states and five cells in fully discharged states;
 - (ii) for component cells of primary batteries, five cells in undischarged states and five cells in fully discharged states;
 - (iii) for rechargeable cells, five cells at first cycle at 50% of the design rated capacity: and
 - (iv) for component cells of rechargeable batteries, five cells at first cycle at 50% of the design rated capacity.
- (d) When testing rechargeable batteries or rechargeable single cell batteries under test T.7, the following shall be tested in the quantity indicated:
- (i) four small batteries at first cycle, in fully charged states;
 - (ii) four small batteries after 50 cycles ending in fully charged states;
 - (iii) two large batteries at first cycle, in fully charged states: and
 - (iv) two large batteries after 25 cycles ending in fully charged states.

Batteries or single cell batteries not equipped with battery overcharge protection that are designed for use only as a component in another battery or in equipment, which affords such protection, are not subject to the requirements of this test.

- (e) When testing primary and rechargeable cells and component cells under test T.8, the following shall be tested in the quantity indicated:
- (i) ten primary cells in fully discharged states;
 - (ii) ten primary component cells in fully discharged states;
 - (iii) ten rechargeable cells, at first cycle in fully discharged states;
 - (iv) ten rechargeable component cells, at first cycle in fully discharged states;

- (v) ten rechargeable cells after 50 cycles ending in fully discharged states; and
 - (vi) ten rechargeable component cells after 50 cycles ending in fully discharged states.
- (f) When testing a battery assembly in which the aggregate lithium content of all anodes, when fully charged, is not more than 500 g, or in the case of a lithium ion battery, with a Watt-hour rating of not more than 6200 Wh, that is assembled from batteries that have passed all applicable tests, one assembled battery in a fully charged state shall be tested under tests T.3, T.4 and T.5, and, in addition, test T.7 in the case of a rechargeable battery.
- (g) When batteries that have passed all applicable tests are electrically connected to form a battery in which the aggregate lithium content of all anodes, when fully charged, is more than 500 g, or in the case of a lithium ion battery, with a Watt-hour rating of more than 6200 Wh, the assembled battery does not need to be tested if the assembled battery is of a type that has been verified as preventing:
- (i) Overcharge;
 - (ii) Short circuits; and
 - (iii) Over discharge between the batteries.

38.3.4 Procedure

Tests T.1 to T.5 shall be conducted in sequence on the same cell or battery. Tests T.6 and T.8 shall be conducted using not otherwise tested cells or batteries. Test T.7 may be conducted using undamaged batteries previously used in Tests T.1 to T.5 for purposes of testing on cycled batteries.

38.3.4.1 Test T.1: Altitude simulation

38.3.4.1.1 Purpose

This test simulates air transport under low-pressure conditions.

38.3.4.1.2 Test procedure

Test cells and batteries shall be stored at a pressure of 11.6 kPa or less for at least six hours at ambient temperature (20 ± 5 °C).

38.3.4.1.3 Requirement

Cells and batteries meet this requirement if there is no leakage, no venting, no disassembly, no rupture and no fire and if the open circuit voltage of each test cell or battery

after testing is not less than 90% of its voltage immediately prior to this procedure. The requirement relating to voltage is not applicable to test cells and batteries at fully discharged states.

38.3.4.2 *Test T2: Thermal rest*

38.3.4.2.1 Purpose

This test assesses cell and battery seal integrity and internal electrical connections. The test is conducted using rapid and extreme temperature changes.

38.3.4.2.2 Test procedure

Test cells and batteries are to be stored for at least six hours at a test temperature equal to 72 ± 2 °C, followed by storage for at least six hours at a test temperature equal to -40 ± 2 °C. The maximum time interval between test temperature extremes is 30 minutes. This procedure is to be repeated until 10 total cycles are complete, after which all test cells and batteries are to be stored for 24 hours at ambient temperature (20 ± 5 °C). For large cells and batteries, the duration of exposure to the test temperature extremes should be at least 12 hours.

38.3.4.2.3 Requirement

Cells and batteries meet this requirement if there is no leakage, no venting, no disassembly, no rupture and no fire and if the open circuit voltage of each test cell or battery after testing is not less than 90% of its voltage immediately prior to this procedure. The requirement relating to voltage is not applicable to test cells and batteries at fully discharged states.

38.3.4.3 *Test T.3: Vibration*

38.3.4.3.1 Purpose

This test simulates vibration during transport.

38.3.4.3.2 Test procedure

Cells and batteries are firmly secured to the platform of the vibration machine without distorting the cells in such a manner as to faithfully transmit the vibration. The vibration shall be a sinusoidal waveform with a logarithmic sweep between 7 Hz and 200 Hz and back to 7 Hz traversed in 15 minutes. This cycle shall be repeated 12 times for a total of 3 hours for each of three mutually perpendicular mounting positions of the cell. One of the directions of vibration must be perpendicular to the terminal face.

The logarithmic frequency sweep shall differ for cells and batteries with a gross mass of not more than 12 kg (cells and small batteries), and for batteries with a gross mass of more than 12 kg (large batteries).

For cells and small batteries: from 7 Hz a peak acceleration of 1 g_n is maintained until 18 Hz is reached. The amplitude is then maintained at 0.8 mm (1.6 mm total excursion) and the frequency increased until a peak acceleration of 8 g_n occurs (approximately 50 Hz). A peak acceleration of 8 g_n is then maintained until the frequency is increased to 200 Hz.

For large batteries: from 7 Hz to a peak acceleration of 1 g_n is maintained until 18 Hz is reached. The amplitude is then maintained at 0.8 mm (1.6 mm total excursion) and the frequency increased until a peak acceleration of 2 g_n occurs (approximately 25Hz). A peak acceleration of 2 g_n is then maintained until the frequency is increased to 200Hz.

38.3.4.3.3 Requirement

Cells and batteries meet this requirement if there is no leakage, no venting, no disassembly, no rupture and no fire during the test and after the test and if the open circuit voltage of each test cell or battery directly after testing in its third perpendicular mounting position is not less than 90% of its voltage immediately prior to this procedure. The requirement relating to voltage is not applicable to test cells and batteries at fully discharged states.

38.3.4.4 *Test T.4: Shock*

38.3.4.4.1 Purpose

This test assesses the robustness of cells and batteries against cumulative shocks.

38.3.4.4.2 Test procedure

Test cells and batteries shall be secured to the testing machine by means of a rigid mount which will support all mounting surfaces of each test battery.

Each cell shall be subjected to a half-sine shock of peak acceleration of 150 g_n and pulse duration of 6 milliseconds. Alternatively, large cells may be subjected to a half-sine shock of peak acceleration of 50 g_n and pulse duration of 11 milliseconds.

Each battery shall be subjected to a half-sine shock of peak acceleration depending on the mass of the battery. The pulse duration shall be 6 milliseconds for small batteries and 11 milliseconds for large batteries. The formulas below are provided to calculate the appropriate minimum peak accelerations.

Battery	Minimum peak acceleration	Pulse duration
Small batteries	150 g _n or result of formula $Acceleration(g_n) = \sqrt{\left(\frac{100850}{mass^*}\right)}$ <p>whichever is smaller</p>	6 ms
Large batteries	50 g _n or result of formula $Acceleration(g_n) = \sqrt{\left(\frac{30000}{mass^*}\right)}$ <p>whichever is smaller</p>	11 ms

* Mass is expressed in kilograms.

NOTE: IEC Standard 60068-2-27 (Fourth Edition 2008-02):
Environmental testing-Part 2-27: Tests – Test Ea and guidance: Shock provides guidance on tolerance for acceleration and pulse duration.

The relationship between minimum peak acceleration and mass is illustrated in Figure 38.3.4.1 for small batteries and Figure 38.3.4.2 for large batteries.

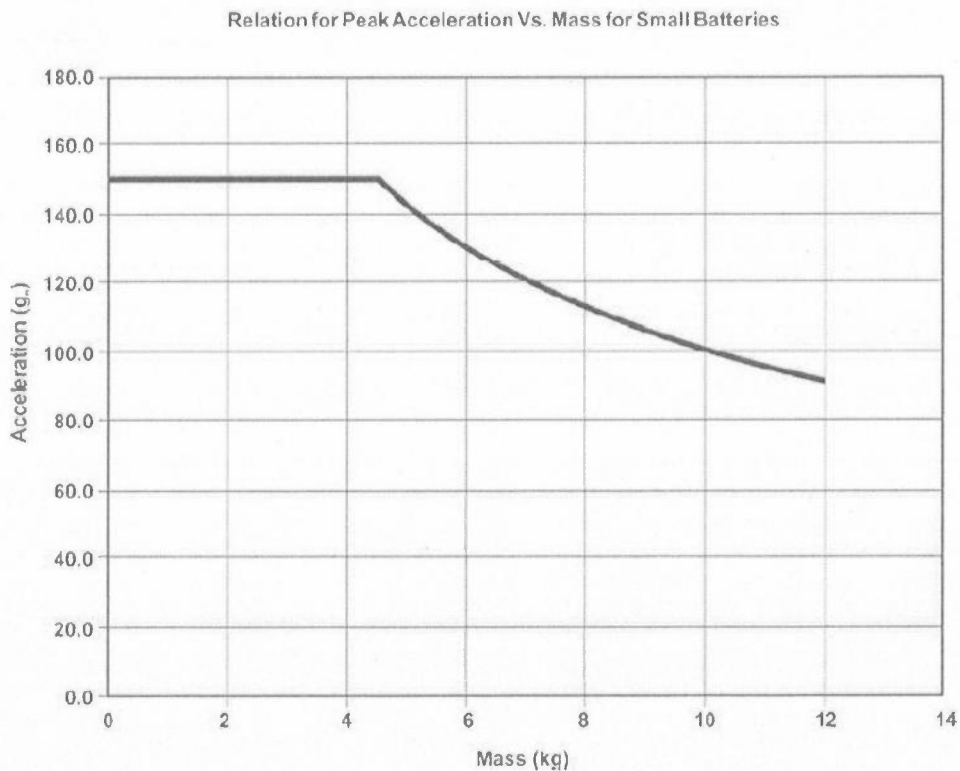


Figure 38.3.4.1: Relation between the Peak Acceleration and the Mass for small batteries (below 12.0 kg).

Relation for Peak Acceleration Vs. Mass for Large batteries

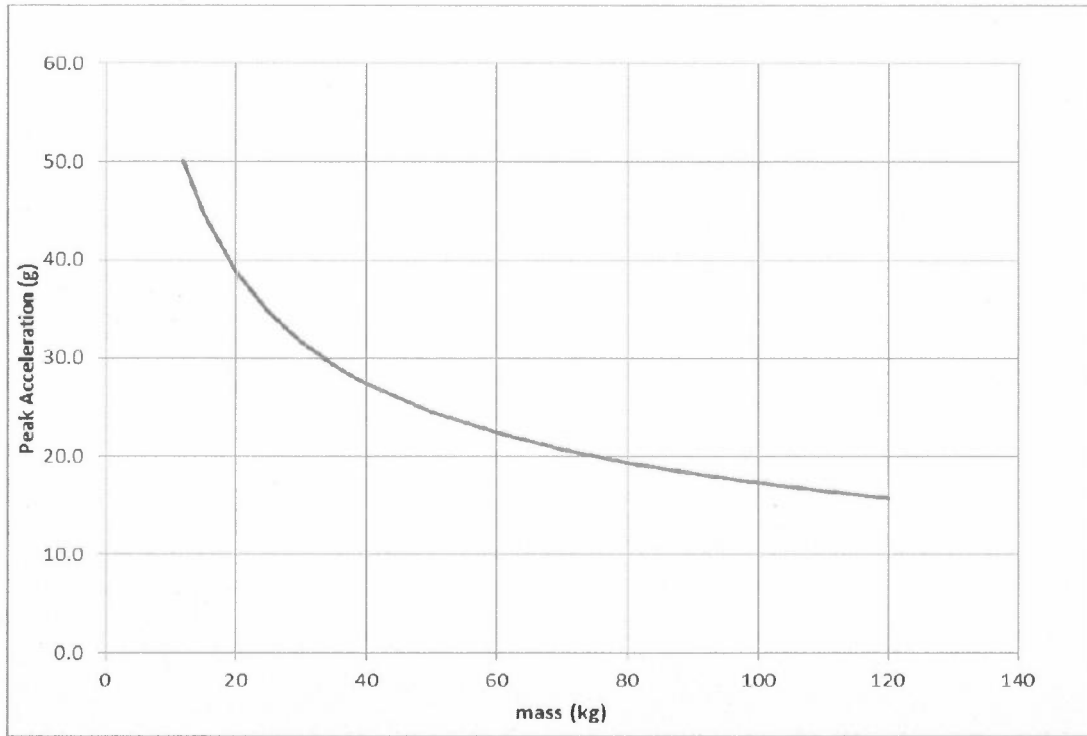


Figure 38.3.4.2: Relation between the Peak Acceleration and the Mass for large batteries (equal or above 12.0 kg).

Each cell or battery shall be subjected to three shocks in the positive direction and to three shocks in the negative direction in each of three mutually perpendicular mounting positions of the cell or battery for a total of 18 shocks.

38.3.4.4.3 Requirement

Cells and batteries meet this requirement if there is no leakage, no venting, no disassembly, no rupture and no fire and if the open circuit voltage of each test cell or battery after testing is not less than 90% of its voltage immediately prior to this procedure. The requirement relating to voltage is not applicable to test cells and batteries at fully discharged states.

38.3.4.5 *Test T.5: External short circuit*

38.3.4.5.1 Purpose

This test simulates an external short circuit.

38.3.4.5.2 Test procedure

The cell or battery to be tested shall be heated for a period of time necessary to reach a homogeneous stabilized temperature of 57 ± 4 °C, measured on the external case. This period of time depends on the size and design of the cell or battery and should be assessed and documented. If this assessment is not feasible, the exposure time shall be at least 6 hours for small cells and small batteries, and 12 hours for large cells and large batteries. Then the cell or battery at 57 ± 4 °C shall be subjected to one short circuit condition with a total external resistance of less than 0.1 ohm.

This short circuit condition is continued for at least one hour after the cell or battery external case temperature has returned to 57 ± 4 °C, or in the case of the large batteries, has decreased by half of the maximum temperature increase observed during the test and remains below that value.

The short circuit and cooling down phases shall be conducted at least at ambient temperature.

38.3.4.5.3 Requirement

Cells and batteries meet this requirement if their external temperature does not exceed 170 °C and there is no disassembly, no rupture and no fire during the test and within six hours after the test.

38.3.4.6 Test T.6: Impact/Crush

38.3.4.6.1 Purpose

These tests simulate mechanical abuse from an impact or crush that may result in an internal short circuit.

38.3.4.6.2 Test procedure - Impact (applicable to cylindrical cells not less than 18.0 mm in diameter)

NOTE: *Diameter here refers to the design parameter (for example the diameter of 18 650 cells is 18.0 mm).*

The test sample cell or component cell is to be placed on a flat smooth surface. A 15.8 mm \pm 0.1 mm diameter, at least 6 cm long, or the longest dimension of the cell, whichever is greater, Type 316 stainless steel bar is to be placed across the centre of the sample. A 9.1 kg \pm 0.1 kg mass is to be dropped from a height of 61 ± 2.5 cm at the intersection of the bar and sample in a controlled manner using a near frictionless, vertical sliding track or channel with minimal drag on the falling mass. The vertical track or channel used to guide the falling mass shall be oriented 90 degrees from the horizontal supporting surface.

The test sample is to be impacted with its longitudinal axis parallel to the flat surface and perpendicular to the longitudinal axis of the 15.8 mm \pm 0.1 mm diameter curved surface lying across the centre of the test sample. Each sample is to be subjected to only a single impact.

38.3.4.6.3 Test Procedure – Crush (applicable to prismatic, pouch, coin /button cells and cylindrical cells less than 18.0 mm in diameter)

NOTE: *Diameter here refers to the design parameter (for example the diameter of 18 650 cells is 18.0 mm).*

A cell or component cell is to be crushed between two flat surfaces. The crushing is to be gradual with a speed of approximately 1.5 cm/s at the first point of contact. The crushing is to be continued until the first of the three options below is reached.

(a) The applied force reaches $13 \text{ kN} \pm 0.78 \text{ kN}$:

Example: The force shall be applied by a hydraulic ram with a 32 mm diameter piston until a pressure of 17 MPa is reached on the hydraulic ram.

(b) The voltage of the cell drops by at least 100 mV; or

(c) The cell is deformed by 50% or more of its original thickness.

Once the maximum pressure has been obtained, the voltage drops by 100 mV or more, or the cell is deformed by at least 50% of its original thickness, the pressure shall be released.

A prismatic or pouch cell shall be crushed by applying the force to the widest side. A button/coin cell shall be crushed by applying the force on its flat surfaces. For cylindrical cells, the crush force shall be applied perpendicular to the longitudinal axis.

Each test cell or component cell is to be subjected to one crush only. The test sample shall be observed for a further 6 h. The test shall be conducted using test cells or component cells that have not previously been subjected to other tests.

38.3.4.6.4 Requirement

Cells and component cells meet this requirement if their external temperature does not exceed 170 °C and there is no disassembly and no fire during the test and within six hours after this test.

38.3.4.7 *Test T.7: Overcharge*

38.3.4.7.1 Purpose

This test evaluates the ability of a rechargeable battery or a single cell rechargeable battery to withstand an overcharge condition.

38.3.4.7.2 Test procedure

The charge current shall be twice the manufacturer's recommended maximum continuous charge current. The minimum voltage of the test shall be as follows:

- (a) when the manufacturer's recommended charge voltage is not more than 18 V, the minimum voltage of the test shall be the lesser of two times the maximum charge voltage of the battery or 22 V.
- (b) when the manufacturer's recommended charge voltage is more than 18 V, the minimum voltage of the test shall be 1.2 times the maximum charge voltage.

Tests are to be conducted at ambient temperature. The duration of the test shall be 24 hours.

38.3.4.7.3 Requirement

Rechargeable batteries meet this requirement if there is no disassembly and no fire during the test and within seven days after the test.

38.3.4.8 *Test T8: Forced discharge*

38.3.4.8.1 Purpose

This test evaluates the ability of a primary or a rechargeable cell to withstand a forced discharge condition.

38.3.4.8.2 Test procedure

Each cell shall be forced discharged at ambient temperature by connecting it in series with a 12 V D.C. power supply at an initial current equal to the maximum discharge current specified by the manufacturer.

The specified discharge current is to be obtained by connecting a resistive load of the appropriate size and rating in series with the test cell. Each cell shall be forced discharged for a time interval (in hours) equal to its rated capacity divided by the initial test current (in ampere).

38.3.4.8.3 Requirement

Primary or rechargeable cells meet this requirement if there is no disassembly and no fire during the test and within seven days after the test.

The first part of the document discusses the importance of maintaining accurate records of all transactions. It emphasizes that every entry, no matter how small, should be recorded to ensure the integrity of the financial statements. This includes not only sales and purchases but also expenses, income, and any other financial activity. The document also highlights the need for regular reconciliation of accounts to identify any discrepancies early on.

Next, the document covers the process of budgeting and forecasting. It explains how a well-defined budget can help in controlling costs and maximizing profits. The document provides a step-by-step guide on how to create a budget, starting with identifying all sources of income and then listing all expenses. It also discusses the importance of monitoring the budget regularly and making adjustments as needed.

The third section of the document focuses on the management of cash flow. It explains that cash flow is the lifeblood of any business and that it is essential to maintain a healthy cash flow to ensure the business can meet its obligations. The document provides several strategies for improving cash flow, such as offering discounts for early payment and extending payment terms to suppliers.

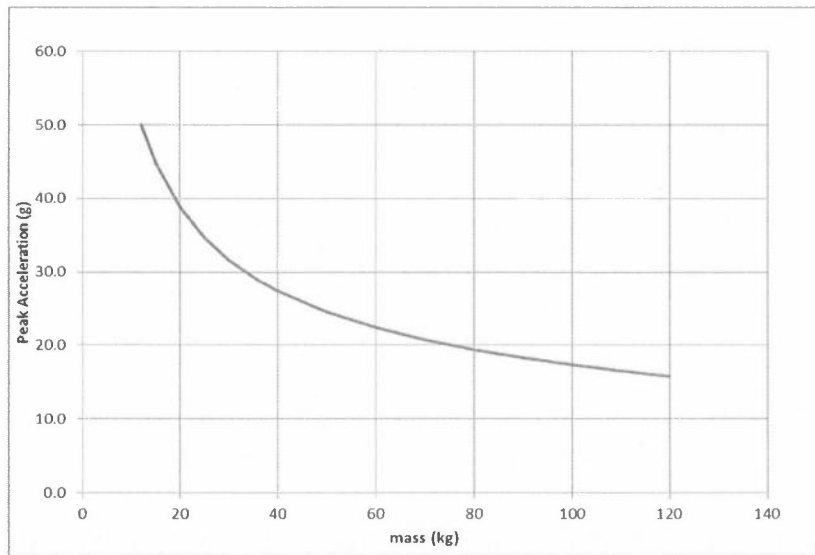
Finally, the document discusses the importance of tax management. It explains that understanding the tax implications of various business decisions can help in minimizing the tax burden and maximizing the business's profitability. The document provides a comprehensive overview of the different types of taxes that a business may be subject to and offers practical advice on how to manage them effectively.

**Recommendations on the transport of dangerous goods
Manual of Tests and Criteria
(Sixth revised edition)**

Corrigendum

Note : Corrigenda to this edition, as well as any new amendments to the Recommendations on the Transport of Dangerous Goods, will be made available on the United Nations Economic Commission for Europe website at the following address:
<http://www.unece.org/trans/danger/danger.htm>

- 1. Section 16.7, paragraph 16.7.1.4, sub-paragraph (b)**
For $80 \pm 3 \text{ g/m}^2$ *read* $80 \pm 10 \text{ g/m}^2$
- 2. Section 17.13, paragraph 17.13.1.3, after the first sentence**
Insert The test is performed twice unless detonation of an acceptor is observed earlier.
- ✓ **3. Section 38.3, paragraph 38.3.2.3, definition of Single cell battery**
Delete the square brackets around externally.
- ✓ **4. Section 38.3, paragraph 38.3.2.3, definition of "Large cell"**
For 12 kg *read* 500 g
- ✓ **5. Section 38.3, paragraph 38.3.3 (e)**
For cells and component *read* cells and component cells
- ✓ **6. Section 38.3, paragraph 38.3.4.2.2**
For $75 \pm 2 \text{ }^\circ\text{C}$ *read* $72 \pm 2 \text{ }^\circ\text{C}$
- ✓ **7. Section 38.3, paragraph 38.3.4.3.3**
For each test cell or battery after testing in its perpendicular mounting *read* each test cell or battery directly after testing in its third perpendicular mounting
- ✓ **8. Section 38.3, paragraph 38.3.4.4.2, Figure 38.3.4.2**
For the existing Figure, *substitute*



✓ 9. Section 38.3, paragraph 38.3.4.5.2

For shall be shall be *read* shall be

The first part of the document discusses the importance of maintaining accurate records in a business setting. It highlights how proper record-keeping can help in decision-making, legal compliance, and financial management. The text emphasizes that records should be organized, up-to-date, and easily accessible.

Next, the document addresses the challenges of data management in the digital age. It notes that while digital storage offers convenience, it also introduces risks such as data loss, security breaches, and information overload. Solutions like cloud storage, encryption, and regular backups are suggested to mitigate these risks.

The third section focuses on the role of technology in streamlining business processes. It describes how automation and software solutions can reduce manual errors, save time, and improve overall efficiency. Examples include using accounting software for invoicing and project management tools for task delegation.

Finally, the document concludes by stressing the importance of employee training and awareness. It suggests that regular training sessions can help employees understand the value of data and the correct procedures for handling information. This, in turn, leads to a more professional and data-driven organization.

**Committee of Experts on the Transport of Dangerous Goods
and on the Globally Harmonized System of Classification
and Labelling of Chemicals**

23 November 2016

**Sub-Committee of Experts on the
Transport of Dangerous Goods**

Fiftieth session

Geneva, 28 – 6 December 2016

Item 7 (g) of the provisional agenda

**Issues relating to the Globally Harmonized System
of Classification and Labelling of Chemicals: use of
the Manual of Tests and Criteria in the context of
the GHS**

**Sub-Committee of Experts on the Globally Harmonized
System of Classification and Labelling of Chemicals**

Thirty-second session

Geneva, 7– 9 (morning) December 2016

Item 2 (b) of the provisional agenda

**Classification criteria and related hazard
communication: work of the TDG Sub-Committee on
matters of interest to the GHS Sub-Committee**

**Proposed corrections to the 6th revised edition of the Manual
of Tests and Criteria**

Note by the Secretariat

The secretariat invites the sub-committee to consider the corrections below for inclusion in a forthcoming corrigendum to the 6th revised edition of the Manual of Tests and Criteria.

1. Section 1, Table 1.2, for test series 3, under “test code”

For “3 (c)” read “3 (c)(i)”

2. Table of contents of Part I, “Test 3 (c) (ii)”

For “13.6.1” read “13.6.2”

3. Section 10, figure 10.3

Replace the line leading from box 24 to box 19 with an arrow, i.e.,

For  read 

4. Section 10, figure 10.8, item 6 (box 32)

For “Is there nevertheless a small hazard in the event of ignition or initiation?” read “Would the hazard hinder fire-fighting in the immediate vicinity?”

5. Sub-section 13.4, table under paragraph 13.4.6.5.2, heading of column 2

For “in assembly 2” read “in assembly 3”

6. Sub-section 13.5, paragraph 13.5.1.3.4, paragraph number and heading

For “13.5.1.3.4 Test criteria and method of assessing results” read “13.5.1.4 *Test criteria and method of assessing results*”

7. Sub-section 13.6, paragraph 13.6.1.3.2, third sentence

For “procedure given in should” read “procedure given in 13.6.1.3.3 should”

(The correction does not apply to the French and Spanish versions)

8. Section 16.7, paragraph 16.7.1.4 (b)

For “ $80 \pm 3 \text{ g/m}^2$ ” read “ $80 \pm 10 \text{ g/m}^2$ ”

(For the English version, correction already included in ST/SG/AC.10/11/Rev.6/Corr.1)

9. Section 17, table 17.1, third column

In the section number for 7 (k), for “17.13.2” read “17.13.1”

10. Sub-section 18.6, paragraph 18.6.1.1

Replace “of a candidate ammonium nitrate emulsion, suspension or gel, intermediate for blasting explosives” with “of a candidate for “ammonium nitrate emulsion, suspension or gel, intermediate for blasting explosives”

11. Sub-section 18.6, paragraph 18.6.1.2.3, last but one sentence

For “any draughts does” read “any draught does”

12. Section 20, paragraph 20.2.6

For “see section 32.5.2” read “see section 33.3”

13. Section 20, figure 20.1 (b)

For “12.1 Significant” read “12.1 Not low”

14. Section 25, paragraph 25.4.1.3.5

At the end of the first sentence, delete “mm”

15. Section 31, paragraph 31.1.3, definition of “aerosol”

For “made of metal glass” read “made of metal, glass”

16. Section 33, paragraph 33.2.1.4.4.1

For “33.2.1.3.4.2” read “33.2.1.4.3.2”.

17. Section 35, paragraph 35.4.3.2 (b)

In the second sentence, for “35.3.3.2 (a)” read “34.3.3.2 (a)”

18. Section 38, paragraph 38.3.2.3, definition of mass loss

For “Table 38.3.2.2 below” read “Table 38.3.1 below”

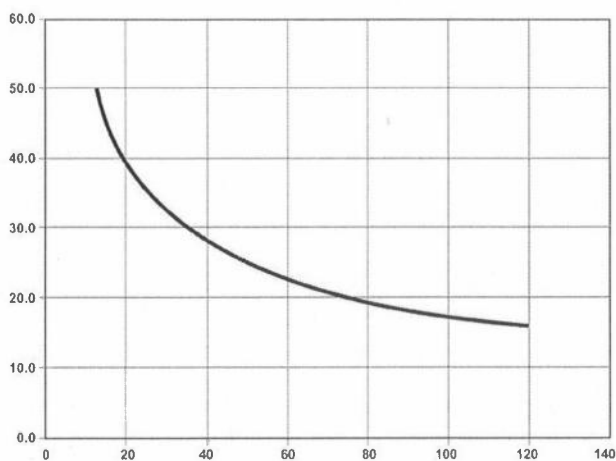
19. Section 38, paragraph 38.3.3 (c)

In the French text, delete the last paragraph («Dans le cas des piles prismatiques, ...»)

(The correction only applies to the French version)

✓ 20. Section 38.3, paragraph 38.3.4.2, Figure 38.3.4.2

Replace the existing figure with the following (the legend of the axis remains unchanged)



(For the English version, correction already included in ST/SG/AC.10/11/Rev.6/Corr.1)

21. Section 51, paragraph 51.4.4.2 (g)

In the formula, for " A_{10r} " read " A_{10t} "

22. Section 51, paragraph 51.4.6

In the last formula, for " A_t " read " A_c "

23. Appendix 8, table

In the third cell, under the heading "Case" for "calibration tests □" read "calibration tests**"